


Product description

Multiband amplifiers are intended for amplifying TV signals in VHF and UHF bands.

There is a possibility to adjust the gain of the amplifiers in every sub-band. The gain increases by turning regulators 7-10 clockwise.

The amplifiers can provide power (+5 V) to external equipment through one UHF input connector [4]. It is turned on and off by switch [14]. Power feed for external equipment has short circuit and overload protection. In normal conditions indicator [11] glows green. If short circuit or overload conditions are detected - glows red.

Amplifiers MA056L, MA056T, MA057L, MA057T have 30 dB LTE suppression filter .

According to the standart ETSI EN 303 354 V.1.1.1, this TERR TV band amplifier type is Launch, selectivity clasification 0. The amplifiers are intended for indoor use only.

Safety instructions

Installation of the amplifier must be done according IEC60728-11 and national safety standards.

The amplifier is powered from mains 230 V~. This voltage is dangerous to life.

Any repairs must be done by a qualified personnel.

Amplifier is double isolated from the mains 230 V~.

To avoid the electric shock follow these instructions:

do not remove the cover of the power supply section, without disconnecting the unit from the mains supply;

Do not plug the amplifier into the mains supply if the power cord or plug is damaged.

Do not plug the amplifier into the mains supply until all cables have been connected correctly.

to disconnect the amplifier from mains completely, disconnect plug from mains socket.

The mains socket must be easily accessible.

Amplifier shall not be exposed to dripping or splashing water and no objects filled with liquids, such as vases, shall be placed on it.

Avoid placing amplifier next to central heating components and in areas of high humidity.

No naked flame sources, such as lighted candles, should be placed on amplifier.

If the amplifier has been kept in cold conditions for a long time, keep it in a warm room no less than 2 hours before plugging into the mains.

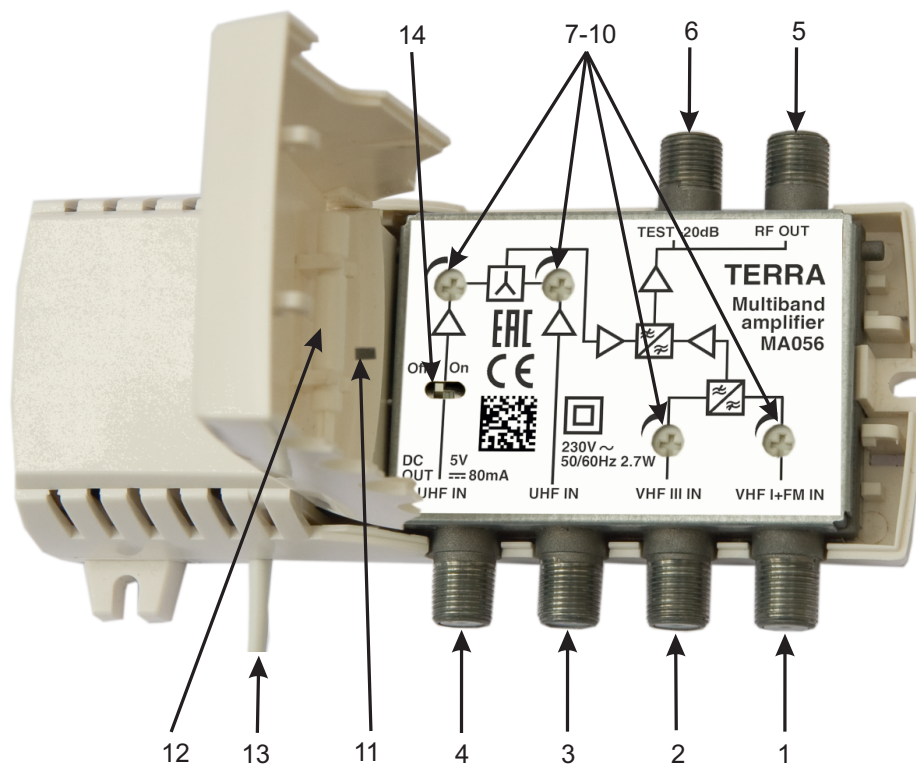
Do not insert any objects into ventilation openings.

The ventilation should not be impeded by covering the ventilation openings with items, such as newspapers, table-cloths, curtains.

Mount the amplifier in vertical position with power supply located on the left. The amplifier must be fixed with steel screws Ø 3.5-4 mm. The screws are not included in a package.

From top, front and bottom of installed amplifier must be at least 10 cm free space.

External view



1. VHF I+FM input
2. VHF III input
3. UHF input (for MA056, MA056L, MA056T only)
4. UHF input, +5 V output
5. RF output
6. Output test point -20 dB
- 7-10. Gain regulators for 1-4 inputs
11. Amplifier power and power feed for external equipment short circuit indicator
12. Screwdriver
13. Power cord
14. Switch to turn on/off the power feed for external equipment






INSTALLATION INSTRUCTIONS

Read the product description and safety instruction first.

Installation of system according standard IEC60728-11 ensures safety of personnel and prevents apparatus against damaging due to lightning or other sources of overvoltage surges.

If one of the two UHF IN connectors is not used (for MA056, MA056L, MA056T models only), connect to it the 75 Ω load.

Technical characteristics

Type		MA056	MA056L	MA056T	MA057	MA057L	MA057T
Gain	VHFI+FM (47-108 MHz)	30 dB					
	VHFIII (174-230 MHz)	30 dB					
	UHF (470-862 MHz)	2 x 35 dB	-	-	35 dB	-	-
	UHF (470-790 MHz)	-	2 x 35 dB 	-	-	35 dB 	-
	UHF (470-694 MHz)	-	-	2 x 35 dB 	-	-	35 dB 
Number of inputs		4			3		
Noise figure	VHF	< 6 dB					
	UHF	< 6 dB			< 3 dB		
Maximal output level		IMD3=60 dB (DIN45004B) 112 dB μ V, IMD3=60 dB 109 dB μ V					
Gain control		0 ÷ -16 dB					
Return loss		> 10 dB					
Test point		- 20 dB					
DC feeding for external		5 V  80 mA max.					
Supply voltage limit values, power consumption*		198-250 V~ 50/60 Hz 2.3 W					
Operating temperature range		-20° ÷ +50° C					
Dimensions/Weight (packed)		133x73x39 mm/ 0.32 kg					

* without external DC load, with maximal external DC load 3 W



Caution (mark on rear side).



Risk of electric shock (mark on rear side).



This product complies with the relevant clauses of the European Directive 2002/96/EC. The unit must be recycled or discarded according to applicable local and national regulations (mark on rear side).



Equipment intended for indoor usage only (mark on rear side).



Apparatus is double insulated from the mains.



The device has integrated LTE filter.



This product is in accordance to following norms of EU: EMC norm EN50083-2, safety norm EN62368-1, RoHS norm EN50581, RED norm ETSI EN 303 354 V.1.1.1.



This product is in accordance with Custom Union Technical Regulations: "Electromagnetic compatibility of technical equipment" CU TR 020/2011, "On safety of low-voltage equipment" CU TR 004/2011.